



www.flyfishersofthebitterroot.org

MAY 2017 Newsletter

Tuesday, May 2nd at 6pm

BJ's Restaurant- Hamilton

FFB President's Message

Greetings! I hope you have all had a chance to get out there and enjoy our warming weather and Spring time fishing. I am just back from the Club's first outing on the Missouri and some hiking & birding on the Rocky Mountain Front. The outing was a success- at least as far as the eating component; a little tough on the catching part of fishing. Regardless, I think we all had a good time. Things are ramping up with more & more opportunities and places to fish. Higher than normal flow on the Bitterroot is creating some interesting conditions, but I am sure there are many members up to the challenge. I would like to hear from you all, so get those pictures & fish reports into next month's newsletter!

The Dave Hughes/Rick Hefele workshop is fast approaching- don't miss this unique opportunity to meet a couple of fly fishing legends and learn from them. Bitter Root Water Forum projects are starting to ramp up. Check their website for volunteer opportunities. The May Adult Fly Fishing Clinic Starts on the 3rd. Willing to help? Contact Greg Chester- 406-363-0033. Jenny West's "Casting for Conservation" is in May also.

In June, our club's meeting date has been moved to the 27th in order to have Rick Hefele be the program speaker. The location is different too- the presentation will be at the Bitterroot Inn at 7pm. The plan is to have dinner at the Edge starting around 5:30pm. The general public will be invited, but we will have our regular check-in at the door and a special "board" raffle of a book "Western Hatches" signed by the authors. Looking forward to seeing ya all there!

"Happiness isn't something that depends on our surroundings...it's something we make inside ourselves." -
Corrie ten Boom

Tight lines,

Estelle

THE MAY PROGRAM



Our Guest Speaker is

***Cam Coffin, owner of Blue Ribbon Flies
in West Yellowstone, Montana***

Title of the presentation:

**From Beginning to End: A Trip through
the Seasons**

Fly Fishers of the Bitterroot is pleased to welcome Cam Coffin as our dinner speaker for our May 2nd meeting.

This presentation takes you through the entire fishing season in and outside of Yellowstone Park. It will cover many of the major streams and lakes and their hatches as well as many overlooked and not so obvious fishing opportunities that Yellowstone Country has to offer. There is no way to cover all of the rivers and lakes in the area so Cam will talk about the ones that he personally loves to fish!

Cam will also briefly talk about his saltwater trips that for the past 20 winters the shop have offered. This includes saltwater trips to Belize and Mexico both of which are world class bonefish, permit and tarpon destinations.

Cam was born and raised in West Yellowstone Montana and started fishing when he was 10 years old with his dad and 4 brothers. He started working and guiding for Craig Mathews in 1989 and have been at Blue Ribbon Flies ever since. During these past 25 years he has guided between 110- 160 days per year. He has guided all throughout Yellowstone Park and several rivers in Montana such as the Madison, Yellowstone, Missouri, Beaverhead, Ruby, Big Hole, Boulder, Stillwater, and Bighorn to name a few. In 2014 he became the proud owner of Blue Ribbon Flies, which he purchased from Craig Mathews. Cam currently lives in West Yellowstone, MT with his wife Kristy and two children Sam and Izzy.

You will not find another place in the world with a larger concentration of blue ribbon trout streams and still waters than the greater Yellowstone area. Over two thousand miles of water are within a short drive of our headquarters in West Yellowstone, Montana.



Recap of the April Meeting

"Kudos to Tony Tomsu for his fly-tying presentation at April's Club meeting. The flies he created while we watched were "works of Art", and he made it look so easy! The fly tyers attending were fascinated by the possibilities for foam body creations he demonstrated.

As he described, the advent of foam-body products on the tying scene has opened up a new page in the art of fly tying, and fly fisherman across the spectrum are taking advantage of this, to create more effective patterns that will work on almost any water, regardless of the hatch.

Thanks again Tony!! "



ONLY 8 SPACES LEFT!!

Learn from the Best!

Fly Fishing Workshop

**Saturday
June 24, 2017**

**Hannon House,
Darby, Montana**



Fly Fishers of the Bitterroot are sponsoring a one day workshop on Saturday June 24, 2017. The featured presenters will be **Rick Hafele** and **Dave Hughes**. They are the co-authors of *Western Hatches*, which many consider to be the definitive book on this topic.

The course will include a presentation followed by streamside collection and identification of insects. This is followed by a session on matching the insects with the best flies. Demonstrations of best fishing techniques for dry fly, wet fly, and nymph fishing will follow. At the end of the day, one-on-one casting tune-ups will be available from certified IFFF casting instructors.

Breakfast, lunch and dinner are provided. The dinner is a Bar-BQ with beer and wine included. Evening entertainment follows. The event will be held at **Steve Lilburn's Hannon House** south of Darby. B&B rooms are available through Steve as well as RV spots with electric hook ups. Tent camping is also available and a restroom is on site. For lodging reservations contact Steve at riverresortslc@gmail.com

We will be selling Bar-BQ tickets separately so spouses or others can join us for the dinner and entertainment portion.

Registration:

SIGN UP NOW! Participation is limited to the first 25 registrants. Cost is \$150 for FFB members and \$175 for nonmembers. Sign up by using the registration form on the website of FFB: www.flyfishersofthebitterroot.org

A deposit of \$50 insures you a place at the event which is limited to the first 25 who sign up and pay the full program cost. A portion of the Funds over and above the program cost will be earmarked for a Bitter Root Water Forum Project.



Rick Hafele

Here is a piece by Dave Hughes; it describes a fall trip by Hughes and Hafele to the Lochsa River:



"We drove back to a favorite riffle that entered a pool and then leveled out into a long run of even current speed and depth. We'd had luck there before and decided it would be a good place to end the trip. For some reason I got it into my head that I wanted to catch some of those big fish down in the depths of the pool that sometimes arrived at hand as cutthroats, and other times as whitefish. I didn't care which, but I wanted to end with some easy action, so I strung a long graphite rod, rigged with a big strike indicator, a brace of weighted nymphs, and a couple of split shot on the tippet. It turned out to be effective enough. I caught the bottom on the first cast.

I lost everything and patiently re-rigged it all. I cast again, caught a nice trout, landed it, released it, cast once more and hooked the bottom again. After another long session of totally re-rigging, in light that was beginning to fail, I caught a couple of nice trout, one a cutt and the other not. Then I hung the bottom again, broke everything off, reeled up and quit.

Only then did I turn my attention to Rick, downstream in the run, fishing it placidly by casting a soft hackled wet fly far out and across, letting it swing down and around on the gentle currents of the long run, mending when needed to slow it. He only hooked half a dozen trout, and only a few of them were 16 inches long. He never did get near enough to the bottom to hang up, and therefore spent all of his time fishing, none re-rigging."

Here is another excerpt:

"I don't know that I've ever had a hatch in which so many problems got all gathered together. First I nipped off my two wet flies, which left me a 3X leader that was quite long, because that's the way I fish a two-fly wet rig. I tugged at the tip of a 4X tippet spool and about 6 inches came away, and that was the end of my 4X. I'd been fishing all of the previous season with it, and suddenly the spool was empty. Then I turned to the 5X and remembered I'd loaned it to my wife when she ran out not long earlier and I'd planned to replace it but forgot to in the excitement of breaking my shoulder. So I was down to 6X. I had a mild excuse for all this; my broken collarbone had cost me all of spring and most of summer fishing and all my trips since had been taken to tiny

waters using my small-stream belt bag, which held full spools of 4X and 5X, but which was also about 500 miles behind me at home.


I spooled off 3 feet of 6X, somehow lost my grip on it, and a soft wind blew it either up into bank side ferns or somewhere out onto the pool. I never did see where it went, though I thrashed around in both the vegetables and the water hoping I'd reconnect with it. Finally I extracted another 3 feet of 6X' but by this time had lost the end of my leader which had fallen back inside the guides, and I had to restring it. I got the 6X fixed to the 3X end of it with a lumpy surgeon's knot, which surprisingly held, and tied on a size 20 Sparkle Dun, one of a row of half a dozen of them in my BWO box, all tied so long in the past that the hooks were a bit rusty. I didn't think much about that, was happy to finally launch myself, wade into position upstream and a bit across from a little line of rising trout.

I made my first cast, a cross-stream reach, fed some slack into the drift, and all was perfect as it should be. The first trout in the lineup rose, took the fly, tipped down with it. I raised the rod to seat the hook. It came away with a tiny tick, which can happen in the normal course of casting over rising trout, so I cast again. It took a few more tries before the placement and drift of the fly became perfect once more, and another trout rose. I set the hook again, and it came away again. That is not entirely unusual, though such misses can become a bit bothersome when your partner downstream is still busy landing and releasing trout after trout.


After the third "refusal rise" I decided I needed to change to another pattern. I brought the fly in, looked at it, and discovered it was broken off at the bend. You've all read about that next great progression we're all going to make when fishing over hatches: We'll use flies tied on hooks with no points, so that we get the satisfaction of the take without inflicting any agony on the trout . . . Well, I wasn't quite ready to go there that day. I tied on another of the flies from that short row of them in the box, cast it out, had the pleasure of another rise, and missed the strike. I was onto the problem enough by then to bring the fly in and check the hook point, which as you already know was missing. I snipped it off in disgust, tied on a fly from an entirely different row of them, dressed it with floatant, turned to look for a trout over which to cast it, and discovered that the hatch had ended. There were no more rises.

The BWO emergence turned out to be short, less than an hour, which I had completely wasted. When I got back to the little lodge fly shop, I rushed in to buy some 4X and 5X tippet, but they had not replenished their tippet stock as the season got on and had nothing left but 7X....."

From Rick Hafele, Dave Hughes and Skip Morris, Seasons for Trout, Stackpole Books, 2014



Rick Hafele



Dave Hughes

Fly of the Month # 1

White Miller Caddis (Nectopsyche)



I first became aware of this bug sometime ago and followed up with a FOTM article. At that time I suggested using all white materials except for the deer/elk hair wing. During my Yellowstone trips this year I've had the opportunity to try a somewhat different pattern that definitely out fished my original pattern. The differences are noted below.

This bug doesn't hatch just anywhere and I've only seen it on a few Yellowstone waters, primarily the Firehole River. What a gem. If you've not fished the Firehole you're in for a treat. Not only is it unique due to thermal influences but the surrounding scenery is everything from beautiful to serene to surreal. Fishing near bison, active geysers and thermal features is like nothing you've experienced elsewhere. The fish aren't all that big but what a special place to spend a day.

Again, this pattern only differs slightly from my original submittal but is worth adopting. The most significant difference is the addition of palmered hackle and the color of the dubbing, mint green. Blue Ribbon Flies packages this as White Miller Zelon Dubbing. I can tell you it's worth the effort to obtain this dubbing – so can the Firehole rainbows and browns. The addition of palmered hackle enables a skating action favored by the trout, especially when the hatch is in full swing.

Good tying and good luck!—**Greg Chester**

Menu, Dry Fly Pattern

Thread	8/0 White Unithread
Hook	Your favorite dry fly hook, #16 and #18
Abdomen	White Miller Dubbing

Hackle	White or watery dun or very light grizzly, undersized by one size
Underwing	White Micro Zelon
Wing	Very light natural hollow elk or deer hair
Head	White Miller Dubbing

Menu Soft Hackle Pattern

Your fly box isn't complete until you add companion soft hackle patterns for the early stages of the hatch. When the bugs first start rising swinging a soft hackle is the ticket. When the hatch picks up a bit then go to the dry but keep the soft hackle on as a dropper, about 18" behind the dry. I actually had a double this year! When the hatch is in full swing you can skip the dropper, but watch the sizes. I had to alternate back and forth between a 16 and 18 to keep catching fish. Maybe a 2 dry fly rig with each size is the way to go. I didn't think of it at the time.

Thread	8/0 White Unithread
Hook	Your favorite dry fly hook, #16 and #18
Abdomen	White Miller dubbing
Ribbing	Small gray Ultra Wire
Hackle	Light natural Hungarian Partridge
Head	White Miller Dubbing

Fly of the Month #2

PMD Sparkle Dun



May fly hatches predominate much of the year's fishing and provides challenges for the tier replicating the huge number of species on the water in different seasons. So, one can learn the plethora of patterns specific to each hatch or hope to find something that might fit the bill with only size and color variations. The Sparkle

Dun series from Blue Ribbon Flies hits the mark. Not only does it accurately represent the emerging stage of May flies it's easy to tie and calls for simple materials. I tie sizes from #22 for Scotties Midges all the way up to #10 Green Drakes. The keys to its success are incorporating the Zelon trailing shuck and deer hair wing radiating 180 degrees from the shank. It floats well and is relatively easy to see – more benefits. It's important to select deer hair with very short, hollow tips to facilitate flaring and provide good flotation. **Greg Chester**

Hook: #14 – 18 standard dry fly hook
Thread: 8/0 Unithread, light olive or tan
Tail/shuck: Zelon dyed mayfly brown
Abdomen: PMD dubbing
Wing: Deer hair, flared 180 deg around hook shank
Head: Tying thread

Fly of the Month [FOTM] Committee

Your Board has come up with an excellent idea that will give individuals an opportunity to contribute to the club without the commitment of serving on the Board. Here is the idea. Club members form a volunteer FOTM Committee consisting of capable fly tyers who agree to provide at least one pattern annually for the Newsletter. Appoint a chairman/chairwoman to coordinate and act as liaison with newsletter editor and be responsible for getting the finished copy and photo to him each month. We have at least a dozen excellent tyers in the Club who I am sure would be willing to participate and provide patterns. Some may not have the capability of photographing the pattern but Denny Westover could do that (May to Oct) and Estelle Shuttleworth could do it in the winter months. We also think our members might enjoy having one of the Committee members actually tie the FOTM at our monthly meetings. What say you all? Step forward and say yes!

Contact Denny Westover dwwestover@comcast.net or Estelle Shuttleworth je@shuttleworthje.com if this is something you would like to participate in.

UPCOMING PROGRAMS AND EVENTS

JUNE 24th Dave Hughes/ Rick Hefele Workshop

June Speaker- Noted author and fly fishing Guru- Rick Hefele.

Note date change & place!-JUNE 27, 2017 (Tuesday) at the BITTERROOT INN

Social hour& dinner 5:30 at the Edge Restaurant, Program at 7PM

July- no meeting. Georgetown trip .July 20th-23rd.

August no meeting. Annual Picnic August 21, 2017

OUTINGS AND EVENTS

Report on the first 2017 outing: FFB members just concluded the first outing of the year on the mighty Missouri River! Although river flows were in the 4,500 CFS-range early in the week, it increased to almost 7,000 CFS by Wednesday, which made fishing success more difficult, and river Guides much more valuable! Despite high and turbid water conditions, they knew where the fish were. The grey "sowbug" pattern underneath a larger fly and indicator, took the vast majority of fish. But the perennial producer...the "Ray Charles"...also scored...Some fish were hooked on Streamer patterns as well... Despite swarms of midges and the appearance of BWO's on the water, the top action was non-existent, as the fish were gorging underneath....The weather in Craig was warm and windy, which lends credence to the belief that you need lousy weather for excellent fishing.....!



The dinner at Izaak's was wonderful,



and the "Pot-luck" gathering produced much more food than could be eaten....congrats to all who supplied the culinary treats!!



Brown's Lake update: Because of difficult fishing on the "Mo", a few FFB'ers headed to Brown's Lake a day early, and, as expected, large Rainbows were cruising the shoreline, but they were more interested in "love" than "nourishment". There were large females (sometimes 2 feet-plus!) being swarmed by 4 or 5 males, and any strikes on your fly came out of anger, not hunger. Hence, no pictures yet.....



Georgetown Lake July 20-23, 2017:

ATTENTION!! ATTENTION!! ATTENTION!!

If you plan to attend this outing, **you must make your own reservations** for a campsite.

You MUST GET RESERVATIONS ASAP. The campsites are filling up.


Go to: Recreation.gov

Search for: Campgrounds Georgetown Lake, Anaconda, Mt.Beaverhead National Forest

Then scroll down to: Lodgepole campground

Make reservation, you will not be able to pick a specific site, if you have a senior pass/golden age you will get a discount at checkout. Call Dorreen if you have any problems 363-0744 Again---spaces are LIMITED so do this ASAP

The Georgetown club picnic is Saturday night [7/22]. The club provides: hamburgers, brats, & buns, along with all the fixings---ketchup, mustard, mayo, onions, lettuce, tomato, pickles, cheese, & chips. Club supplies a keg of beer and water, some soda, and the paper goods & utensils. Everyone is encouraged to bring a side dish, such as appetizers, salads, dessert, etc. Albert & Mike have done the cooking along with helpers.



Special Needs Day- looking for someone to act as the coordinator for this event. If you are up to the task, please contact Estelle at je@shuttleworthje.com.

ANNUAL PICNIC- Sunday August 20, 2017 info to follow in next newsletter!



RAFFLE NEWS! Tickets are 6/\$5; 13/\$10; 30/\$20

We have great stuff coming up in the next raffle—you are just going to have to be there.

Speaking of flies, our hard working raffle person is reminding our fly tying members that a major source of our raffle revenue comes from member flies that are donated and raffled off at our monthly meetings. Donated flies should be in a box or container and labeled with the pattern name and the name of the tyer. Why not make a personal commitment to donate a dozen of your favorite pattern this year. Help fill the Club's coffers and show off your tying skills!

NEWS & NOTES

JOB OPPORTUNITIES

Looking for contributors & writers for the newsletter! Hey all you club members, we need your input to keep this newsletter, well, news worthy! Send your fishing reports and news items to the editor, Jim Calvery- jimmie.calvery@gmail.com- by the **21st** of each month to be included in the next newsletter. Get those pictures to him too. If you need help formatting it to fit a page, send your text and photos to me, Estelle Shuttleworth – je@shuttlewothje.com.

AV person- looking for someone to handle the AV equipment at the club functions- contact Estelle Shuttleworth at je@shuttlewothje.com

Web Page Admin/assistant: assistance needed in maintaining our web page www.flyfishersofthebitterroot.org May train up to be webpage admin. Contact Bob Prince (robertprince@gmail.com)

Raffle Person: looking for someone to take over the duties as Raffle Coordinator. For a job description of duties, please contact Phil Romans for more information [promans@aol.com or 406-363-0744]

TIDBIT FROM THE PAST: May 2010 the “Fly of the Month” was born.

LINKS

Here is a great website: www.midcurrent.com

Ask the Expert "Where Should I Take a Beginner Out West?" SKIP MORRIS is back with week with a detailed answer to one of the most common questions in fly fishing: Where can I take a beginner angler so that they can have lots of action? Specifically the questioner wanted to know about Western US waters, t Morris's response serves as an excellent starting point for getting others hooked on the sport. (Have a fly fishing question that's been nagging you? Email it to us at ask@midcurrent.com.) Matt Grobert demonstrates how to tie a Puff Daddy Blue-Winged Olive, a highly float-able and super-easy-to-tie option for early spring BWOs, in this week's featuring tying video.

For great info on the Missouri river: <http://www.headhuntersflyshop.com>


Link to the 2016 Annual slideshow:

<https://drive.google.com/file/d/0Bxt0i6peW5JyMm44RTVMXzhWekE/view>

Link for Mays' speaker- great blog & fly tying videos: <http://www.blue-ribbon-flies.com>

- May 2nd - CLUB MEETING
- May 3rd - MAY CLINIC with TU 6-8:30 PM
- May 8th - **Board meeting**
- May 10th - MAY CLINIC with TU 6-8:30PM
- May 17th - MAY CLINIC with TU 6-8:30 PM
- May 21st - Jenny West's Fly Fishing Clinic for women - 9:30-4 PM
- May 24th - MAY CLINIC with TU 6-8:30 PM
- June 12th - **Board meeting**
- **June 24th - DH/RH workshop**
- June 27th - June FFB club meeting
- ***There is no club meeting in July***
- **July 20th-23rd Georgetown Trip**
- August 7th - **Board meeting**

August 20th - Annual club PICNIC



- Sept. 11th - **Board meeting**
- **Sept 12th** (note date chg—is the 2nd Tuesday of the month)- FFB Sept. club meeting
- Sept 29th-30th “*Cast One for Hope*”
- Oct 3rd Club meeting
- Oct 9th **Board meeting**
- Oct 13th- TU banquet

2017 BOARD OF DIRECTORS

Estelle Shuttleworth-President je@shuttleworthje.com

Pierre Satkowiak-Secretary psatkowiak@gmail.com

Ken Quinn-Treasurer

David Ward-Programs dward451@comcast.net

Jim Calvery- Newsletter jimmie.calvery@gmail.com

Bob Prince-Web Master robertprince@gmail.com

Leon Powell- Roster eleonfish@gmail.com

Gary Kosaka- Membership hikemastergk@gmail.com

Dorreen Romans-PR promans@aol.com

Phil Romans-promans@aol.com

Greg Chester- gchester55@aol.com

Ed Gannon- edandck@gmail.com

Dick Ellis- ellis_r@fortlewis.edu

Denny Westover- dwwestover@comcast.net

Nick Hooper- nichoop@q.com

Gary Brothers- gary@garybrothersrealestate.com

Terri Taylor- terrialaska@hotmail.com

Phone contacts:

Phil& Dorreen Romans 406- 363-0744

Gary Kosaka 562-833-3634

Denny Westover 206-605-0404

Greg Chester 406-363-0033

Bob Prince 406-546-7491

Pierre Satkowiak 406-777-2346

FFB MERCHANDISE PROGRAM

FFB graphically labeled merchandise is available at www.okeefesreef.com Sample merchandise can be seen at <http://www.flyfishersofthebitterroot.org/page>

FFB members can order from the website and have merchandise delivered to their home.

We have negotiated a **10% discount** with the vendor on all orders from Club members. Items for ladies also!

CLASSIFIEDS

The Board of Directors set a policy concerning classified ads in our newsletter. We want to facilitate our members selling unwanted, unneeded gear. The following rules apply: (1) the seller must be a Club member; (2) the seller must be noncommercial; (3) this editor has full right to edit submitted materials; they should be “Tweet” size (4) the ads will run a maximum of two times and then be retired; (5) the thing or things to be sold must be related to fly fishing; and (6) we not will charge for the ad placement and take no responsibility for its accuracy

OTHER

Name tags and lanyards are ready and are at the check in table. If you need a name tag please contact Estelle at je@shuttleworthje.com