www.flyfishersofthebitterroot.org

"Fly Fishers of the Bitterroot is a nonprofit club dedicated to sharing our passion for fly fishing by promoting fellowship, education and stewardship of our fishing resources."

December 2017 Newsletter

Tuesday, December 5th Social Hour 5:30 pm Meeting starts at 6:30 pm

BJ's Restaurant- Hamilton

President's Message

DESIDERATA

Go placidly amid the noise and the haste, and remember what peace there may be in silence.
As far as possible, without surrender, be on good terms with all persons.
Speak your truth quietly and clearly
and listen to others, even to the dull and ignorant, they too have their story.
Avoid loud and aggressive persons for they are vexations to the spirit.
If you compare yourself to others you may become vain or bitter, for always there will be greater and lesser persons than yourself.
Enjoy your achievements as well as your plans. Keep interested in your own career, however humble. It is a real possession in the changing fortunes of time.
Exercise caution in your business affairs for the world is full of trickery.
But let this not blind you to what virtue there is. Many people strive for high ideals
and everywhere life is full of heroism.
Be Yourself.
Especially do not feign affection. Neither be cynical about love. For in the face of all aridity and disenchantment, love is as perennial as the grass.
Take kindly to the counsel of the years, gracefully surrendering the things of youth.
Nurture strength of spirit to shield you in sudden misfortune.
But do not distress yourself with dark imaginings. Many fears are born of fatigue and loneliness.
Beyond a wholesome discipline, be gentle with yourself.
You are a child of the universe no less than the trees and stars.
You have a right to be here.
And whether or not it is clear to you, no doubt the universe is unfolding as it should.
Therefore be at peace with God, whatever you conceive Him to be.
And whatever your labors and aspirations in this noisy confusion of life,
keep peace with your soul.
With all its shams, drudgery and broken dreams, it is still a beautiful world.
Be cheerful.
Strive to be happy.

Tight lines, Estelle

DECEMBER PROGRAM: OUR ANNUAL MEMBERSHIP MEETING AND CLUB ELECTIONS

Hi club members- The Board has decided to treat us all to an appetizer party at the social hour prior to the meeting We have ordered various pizzas, a vegetable platter, meatballs & deep fried mozzarella sticks, onion rings, poppers etc. (*The fried platter will be subject to availability as to what goes on it)* Come around 5:30pm, grab a plate & mingle with old & new friends alike. Club stuff and election of the new Board of directors will follow. This meeting is for club members only.

SLATE OF DIRECTORS for 2018

Estelle Shuttleworth **Bill Bean** **Ken Quinn** **Pierre Satkowiak**

Denny Westover **David Ward** **Dick Ellis** **Phil Romans**

Leon Powell **Dorreen Romans** **Greg Chester** **Ed Gannon**

Gary Kosaka

A minor addition to the By Laws is needed .
The text will be available at the meeting for voting.

Upcoming Programs

January 2, 2018 - Heather Barber from The Bitterroot Water Forum

February 6, 2108 - Bob Prince's Famous SLIDESHOW!

March 6, 2018 - Tony Reinhart

Fly of the Month

Rainbow Warrior

By

Dennis Westover

This pattern is the creation of a Utah fly fisher named Lance Egan. Lance is a long-time member of the U.S. Fly Fishing Team and competes in the National and World championships. The Rainbow Warrior is one of his and my personal favorites. It is effective as a dropper, fished under an indicator or fished European Nymph style. It's also super easy and quick to tie – advanced beginner and intermediate tiers will find this pattern easy and fun to tie. This fly, in sizes 16 and 18 is very effective on the Missouri.

Recipe

Hook - #14 TMC 2457 scud hook (I tie this pattern in sizes 14 – 18)
Bead – 2.3mm tungsten bead
Lead – 2-3 turns of .015 lead wire (jam the turns of lead wire into the bead and secure with tying thread)
Thread – UTC 70 denier red
Tail – 4-5 pheasant tail fibers, tied fairly short
Body – Large pearl mylar tinsel. Tie in behind the bead and tie down the full length of the body to the tail completely covering the tinsel with red thread. Bring the tinsel forward in overlapping wraps and tie off behind the bead. Don't trim the tinsel yet.
Thorax – Wapsi Rainbow scud dubbing (I prefer Wapsi over other brands because it dubs more easily) Now pull the pearl mylar strip towards the tail and bind down the mylar to about one quarter of the hook shank. Dub a buggy thorax behind the bead and then pull the mylar forward and tie off behind the bead to form the wing case. Put a drop of super glue over the junction of the mylar wing case and the red thread. I use LARGE mylar on sizes 14 and 16 and MED on size 18. The larger mylar is much more durable than the smaller sizes.

DUES FOR 2018 ARE DUE

Club dues run January 1- December 31st.

You can pay at the meetings, or via our website or mail a check in. We will be updating information this year on everyone. Therefore we are asking EVERYONE to fill out the new form & survey.

Individual- $25.00
Family-$35.00
(defined as a domestic relationship or a single parent with children under the age of 18)

WEDNESDAY NIGHTS: FLY TYING AT THE BITTERROOT BREWERY 5-8 PM

RAFFLE Tickets are 6/$5; 13/$10; 30/$20

We have great stuff coming up in the next raffle—you are just going to have to be there.

Speaking of flies, our hard working raffle person is reminding our fly tying members that a major source of our raffle revenue comes from member flies that are donated and raffled off at our monthly meetings. Donated flies should be in a box or container and labeled with the pattern name and the name of the tyer. Why not make a personal commitment to donate a dozen of your favorite pattern this year. Help fill the Club's coffers and show off your tying skills!

BOARD RAFFLE- DENNY'S BEAR

SQUARES ARE $2.00 EACH

As you all know by now, there are 100 squares available. Once they are all filled, we will draw the winner.

Can't be at the next meeting but would like to buy some squares for this awesome photograph? Contact Phil Romans or Estelle Shuttleworth to purchase tickets. See last page of newsletter for emails & phone #s.

Some of the raffle items for the December meeting

Time for pictures everyone!

Bob Prince is requesting/demanding, OK, begging for you to send your fish pictures to him so that he can present another memorable show. He is asking this of all you fly flingers (and others) –

JPEG files via email. His email address is:

robertwaprince@gmail.com



A Skip Morris workshop- Location- Bitterroot River Inn

date is June 23th, 2018

AM program is Lake Fishing (2-3 hours. Cost- about $35.00/person)

PM program is tying flies for lake fishing (3-4 hours. Cost- about $35.00/person)

You can sign up for one or both sessions

UPCOMING EVENTS IN 2018

Missouri outing—April 24-27, 2018 (*tentative dates)*

May Adult Fly fishing Clinic with TU- Stay tuned for more information

Skip Morris Workshop—Saturday, June 23, 2018

Special Needs Day- Sunday June 24, 2018

Georgetown outing—July 12- 15, 2018. Pot Luck/ cook out Saturday the 14th.

Annual Steak Burn & Picnic— Sunday August 19, 2108 5-9 PM

One Great Nymphing Trick

By Domenick Swentosky
on
June 8, 2016

Whether tight lining, nymphing with an indicator or fishing dry-dropper, the most critical element for getting a good dead drift is to lead the nymph through one single current seam.

Remember, the nymph is always being pulled along by a fishing line. Even on the best dead drifts, the attached tippet, leader, rod tip (or indicator, if used) is guiding the nymph downstream. And the most natural drifts happen when a nymph is kept in one single lane of flowing water.

If it wasn't attached to a tippet, the nymph would sink to the stream bottom and stay there. Go ahead, throw any of your favorite nymphs into the current and test this out. They'll all end up on the bottom of the river, just a short distance from where they entered the water. Even an unweighted nymph finds the bottom quickly when it's not tethered to monofilament. We usually try to minimize the pull of tippet and leader on the nymph, and good nymph fishermen are experts at finding the fine line between pulling a nymph downstream and letting it drop to the bottom. Once you understand that the attached line is pulling the nymph, and then it's time to learn how to keep the direction of that pull in-line with one current seam.

Burke hooked this Whiskey a few days ago. After multiple presentations and adjusting his cast each time, he finally got a drift where everything lined up in one current seam. Fish on.

Burke in the drift

Trying to lead nymphs through just one lane of current highlights a major difference between tight line nymphing and fishing with indicators …

Indy and Dry Dropper

Fishing indicators can actually make it easier to facilitate a good drift through one seam. Given an average, straight current and a relatively short distance between indicator and nymph (three to four feet, for example), it's easy to understand how the the indy drifts downstream, floating in the path of one current seam and just one lane. If the current flows left around a small rock, the indy will drift left around the rock, and finally the nymph too will drift left around the rock. The indy is carried by the current, and the nymph (on its leash) will drift along the same path.

Tight Line

When tight lining, the nymph essentially follows the rod tip — this is why it can be more challenging to keep the nymph in one lane. It's important to remember that the nymph follows the leader, and the leader follows the tip of the rod. It takes a good measure of concentration and experience to guide nymphs through pocket water on a tight line and keep them in just one current seam. But with practice, the tight line approach will outperform an indicator in certain water types. The rod tip must be used to guide the nymphs down the current seam without pulling it across currents.

Make it happen …

Casting Angle

Casting directly upstream is the easiest way to keep everything in line and in one lane. During the upstream drift, the nymph and the rod tip (or indy) are in the same plane and not pulling cross-current. But casting directly upstream can be limiting; the drifts are short because the only place to move the rod tip and recover line is straight up — the angler quickly runs out of room. So it can be more effective to cast upstream and slightly across.

If a fisherman's fly rod is ten feet long, and the reach of his arm adds another two feet, then he can make a cast that lands twelve feet left or right of center (with center being directly upstream), then reach the rod out to the side and lead

the nymphs directly back down one single current seam. This usually amounts to casting to about an 11:00 or 1:00 position (with directly upstream being 12:00). The reach of the rod tip and arm allows for a twelve foot range on either side of the angler where he can lead nymphs through a drift without creating any cross-current angles.
And *that* approach catches a lot of fish.

By staying within this small range and fishing as close as possible to wary trout, the angler has maximum control over the route of the nymphs. Fishing as close as the fish permit is a good practice no matter what kind of fishing you're doing.

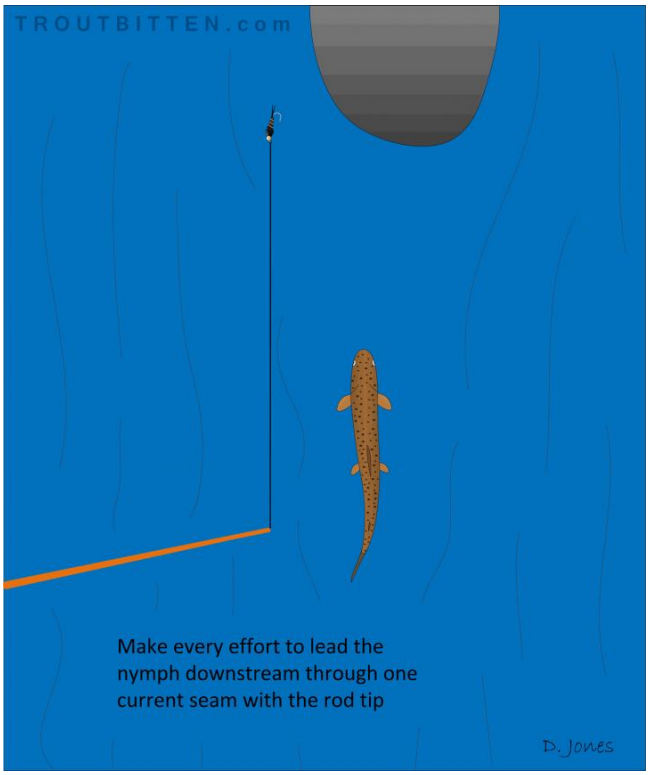

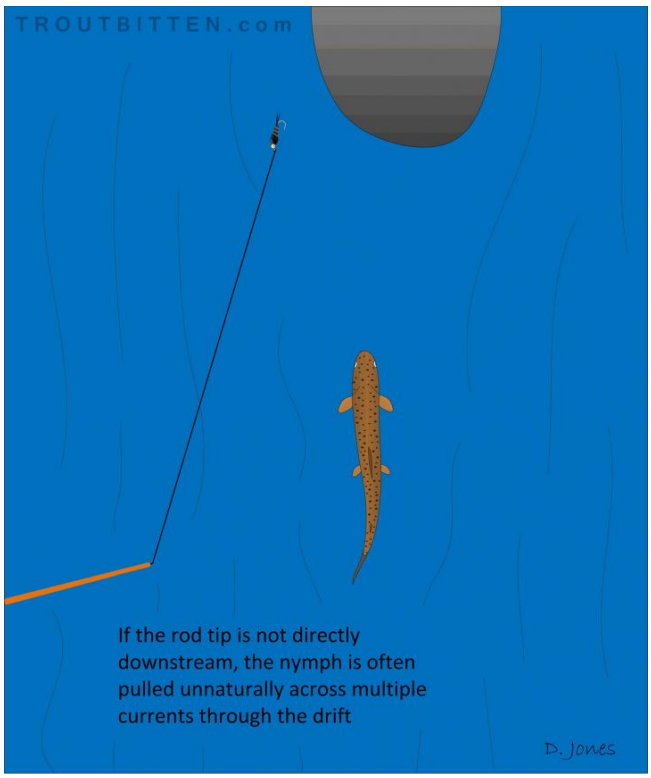

The Right Cast

After choosing a good angle for the presentation, it's time to master the positioning of all the elements in a rig: the nymphs, the indy (if used) the sighter, leader and rod tip. Learn to cast so that both nymphs land in the same seam. And if you are using an indicator, learn to make casts that land the indy downstream and in the same seam as the flies. All of this is set up with the cast, and when done properly, the rig hits the water with everything aligned in the same seam

Even in heavy water, the small splashes of the nymphs entering the water are usually detectable. Watch for those splashes. It sometimes takes very subtle adjustments in the cast, but it's worth the effort of experimentation to land both nymphs in the same seam. At the end of the cast, it's just as important to position the rod tip high and in the same plane as the nymphs, then start leading the rig down through one single current seam.

When using an indicator, the cast should be made so the nymphs and then the indy land in the same lane. The indy should be directly downstream of the nymphs, with very little slack. Again, it takes subtle and minor adjustments to make this happen, but with some experimentation, it comes naturally.

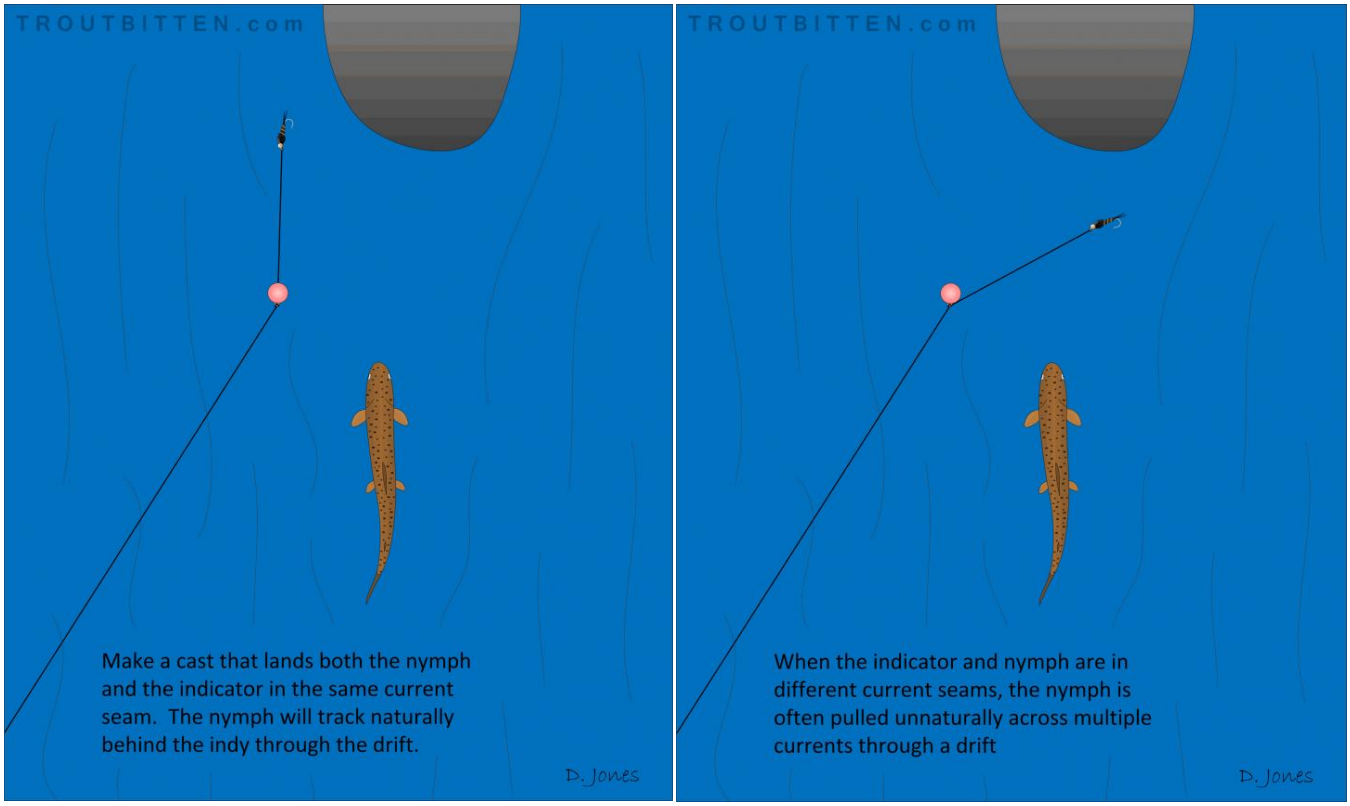

For indicator fishing, I like the Mono Rig. I can stay in direct contact with the indicator, tight lining the indy as it does the work of guiding the flies through one seam. I prefer the Mono Rig even on longer casts. I may end up with some leader on the water for the first part of the drift, but that's easier to manage than long lengths of fly line on the water's surface. The Mono Rig approach also gives me more control over where the indicator lands in relation to the nymphs.

During the cast (in the air) it's easier to boss a Thingamabobber around into position than it is a yarn indy. While I prefer yarn indy styles or a dry dropper for most of my suspension (indicator) fishing, I find that the weight of the Thingamabobber sometimes gives me the control needed during the cast to line up the nymphs and indy at greater distances.

But …

There are a *lot* of complications and variables to all of this. That's fishing. The bottom current may be swirling in a different direction than the top current; two nymphs may get out of alignment in the slow stall behind a midstream boulder; a dead drift may not be the best look during a period of actively hatching, strong swimming nymphs, etc. Everywhere, exceptions and variations are found, and it's our job to adjust for them.

Yes, you can catch a lot of fish without a perfect drift. Sometimes a nymph will eventually line up with its parent indicator or naturally settle into one seam while tight lining, even when the cast is poor and the setup is wrong. But while everything is aligning, the nymphs are tracking unnaturally across the current. So if you can get everything lined up in one current seam during the cast and before the nymphs hit the water, why wouldn't you?

Enjoy the day
Domenick Swentosky
T R O U T B I T T E N
domenick@troutbitten.com

Some of our club members having a good time at the dinner & auction

DECALS

First 1-2 are free to members. Additional ones can be purchased for 5/$1.00. They will be at the check-in table.

FOR SALE

Orvis Silver Sonic waders- size XL. Unused-- $85.00 call Phil Romans—363-0744

Simms Sling Pack, used once for 2 hours on the Gardiner River in Yellowstone NP $179 new; Asking $100. I'll donate 10% of sale to the club. Very nice pack - I'm just more comfortable using my 10 yr old Simms vest call Greg Chester at 363-0033

BRTU Schedule:

- January 18, 2018- Chris Clancy, MFWP, Hamilton, MT, "The Bitterroot River: what now and what next?"
- February 15, 2018 - Jed Whiteley. Clark Fork Coalition, Missoula MT, "Forging links in the Clark Fork drainage."
- March 15, 2018 - Brant Oswald, Livingston, Montana, "How to read water like an osprey."
- April 19, 2018- Brendan Bannigan, Grizzly Hackle, Missoula, MT, "The worst kept secrets of our home waters."
- TU"S "Buggers" program starts in February 2018. Stay tuned for more info!

JUST FOR FUN

Cardiologist joke

An auto mechanic was removing a cylinder head from the engine of a Chevy when he spotted a well-known cardiologist in his shop.

The cardiologist was there waiting for the service manager to come and take a look at his car when the mechanic shouted across the garage, "Hey Doc, want to take a look at this?"

The cardiologist, a bit surprised walked over to where the mechanic was working on a Chevy truck.

The mechanic straightened up, wiped his hands on a rag and asked, "Doc, look at this engine. I opened its heart, took the valves out, repaired or replaced anything damaged, and then put everything back in, and when I finished, it worked just like new. So how is it that I make $34,000 a year and you make $2.5M when you and I are doing basically the same work"?

The cardiologist paused, leaned over, and then whispered to the mechanic:

"Try doing it with the engine running."

QUOTABLE QUOTES

- "A river is always in a hurry. Glints of light and color flash from the planes and angles of its restless current, distorting visual echoes of the surrounding earth and sky. Sometimes its mirror like surface darkens momentarily to reveal a glimpse of mysteries hidden in the river's depths, then just as quickly conceals them once again. The sound of a river is equally mysterious, a soft rush of intermingled hollow notes, chaotic and yet somehow rhythmically compelling, an endless symphony of dashing water."

  Steve Raymond, Rivers of the Heart: A fly-Fishing Memoir, 1998

- "And so fishing was, for me, a continuous process of discovery/ I had plenty of time to try and err. Mostly err. Failure, I learned, was the norm for fishing. Failure was frustrating, but it fascinated me, too. Every failure was a lesson. Finally getting it right, after getting it wrong for a long time, always felt like a triumph. It still does."

  William G Tapply, Pocket Water: Confessions of a Restless Angler, 2001

- "If things go right, fly-fishing can give you the feeling that every secret in the river is potentially graspable, all it takes is a little more care, a little more sharpness."

  W. D. Wetherell, Upland Stream: Notes on the Fishing Passion, 1991



- **Dec 5th Annual meeting & elections**
- Dec 11th **Board meeting**

2018 schedule

- Jan 2nd club meeting
- Jan 8th **Board meeting**
- Feb 6th club meeting
- Feb 12th **Board meeting**
- Mar 6th club meeting
- Mar 12th **Board meeting**
- April 3rd club meeting
- April 9th **Board meeting**

The rest of 2018 calendar will appear in the January newsletter

2017 BOARD OF DIRECTORS

Estelle Shuttleworth-President je@shuttleworthje.com
Pierre Satkowiak-Secretary psatkowiak@gmail.com
Ken Quinn-Treasurer
David Ward-Programs dward451@comcast.net
Bob Prince-Web Master robertprince@gmail.com
Leon Powell- Roster eleonfish@gmail.com
Gary Kosaka- hikemastergk@gmail.com
Dorreen Romans-PR promans@aol.com
Phil Romans-promans@aol.com
Greg Chester- gchester55@aol.com
Ed Gannon- edandck@gmail.com
Dick Ellis- ellis_r@fortlewis.edu
Denny Westover- dwwestover@comcast.net

Our Address:
Fly Fishers of the Bitterroot
PO BOX 692
Victor, MT 59875

OTHER

Name tags and lanyards are ready and are at the check in table. If you need a name tag please contact Estelle Shuttleworth at je@shuttleworthje.com

Phone contacts:
Phil& Dorreen Romans 406- 363-0744
Gary Kosaka 562-833-3634
Denny Westover 206-605-0404
Greg Chester 406-363-0033
Bob Prince 406-546-7491
Pierre Satkowiak 406-777-2348
Estelle Shuttleworth 406-381-0474

FFB MERCHANDISE PROGRAM

FFB graphically labeled merchandise is available at www.okeefesreef.com Sample merchandise can be seen at http://www.flyfishersofthebitterroot.org/page

FFB members can order from the website and have merchandise delivered to their home.

We have negotiated a **10% discount** with the vendor on all orders from Club members. Items for ladies also!

CLASSIFIEDS

The Board of Directors set a policy concerning classified ads in our newsletter. We want to facilitate our members selling unwanted, unneeded gear. The following rules apply: (1) the seller must be a Club member; (2) the seller must be noncommercial; (3) this editor has full right to edit submitted materials; they should be "Tweet" size (4) the ads will run a maximum of two times and then be retired; (5) the thing or things to be sold must be related to fly fishing; and (6) we not will charge for the ad placement and take no responsibility for its accuracy

Why science teachers should not be given playground duty.